



ADAC Formel Masters

Result List Race 3



Provisional

DMSB Reg. Nr.: 278/14
Deutscher Motor Sport Bund e.V.

Sachsenring, Length: 3645 m
Air temperature: 14.7°C
Track temperature: 15.6°C
Weather condition: Wet

Sunday 21.9.2014 16:00

started : 14 classified : 12 not classified : 2

	Competitor Drivers	Sponsor Car	Laps	Total Time	Gap	Kph	Lap	Time	Kph
1	1 ADAC Berlin Brandenburg e.V. M.Günther(DEU)	Formel ADAC	13	26:24.272		107,7	11	1:37.876	134,1
2	3 ADAC Berlin-Brandenburg e.V. M.Dienst(DEU)	ADAC Nordbaden e.V. Formel ADAC	13	26:26.654	2.382	107,5	11	1:38.471	133,3
3	19 JBR Motorsport & Engineering I.Waliko(POL)	Formel ADAC	13	26:29.335	5.063	107,3	12	1:38.974	132,6
4	8 Neuhauser Racing Team M.Jensen(DEN)	Formel ADAC	13	26:30.195	5.923	107,3	12	1:39.013	132,5
5	7 Neuhauser Racing Team T.Zimmermann(DEU)	ADAC Württemberg Formel ADAC	13	26:35.832	11.560	106,9	11	1:38.884	132,7
6	4 ADAC Berlin-Brandenburg e.V. G.Maggi(CHE)	Formel ADAC	13	26:36.060	11.788	106,9	11	1:38.938	132,6
7	9 Schiller-Motorsport F.Schiller(DEU)	ADAC Nordrhein e.V. Formel ADAC	13	26:37.627	13.355	106,8	10	1:40.801	130,2
8	15 Lotus R.Boschung(CHE)	Formel ADAC	13	26:42.246	17.974	106,5	12	1:41.156	129,7
9	10 Schiller-Motorsport N.Menzel(DEU)	Formel ADAC	13	26:43.672	19.400	106,4	13	1:41.344	129,5
10	14 Lotus J.Eriksson(SWE)	Formel ADAC	13	26:45.307	21.035	106,3	11	1:41.988	128,7
11	11 Lotus L.Breuer(DEU)	Formel ADAC	13	26:45.527	21.255	106,2	13	1:41.573	129,2
12	18 JBR Motorsport & Engineering D.Kolkmann(DEU)	Formel ADAC	13	26:58.901	34.629	105,4	13	1:38.051	133,8
not classified									
12	Lotus D.Marschall(DEU)	ADAC Nordbaden e.V. Formel ADAC	4	9:18.080	9LAPS	94,1	2	2:15.322	97,0
2	ADAC Berlin-Brandenburg e.V. K.Schramm(DEU)	Formel ADAC	4	9:22.584	9LAPS	93,3	4	2:12.661	98,9

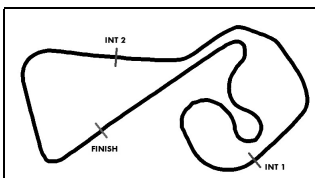
Fastest lap of the race. Car 1 driver Günther on lap 11. Time 1:37.876, average speed 134,1 km/h.

Subject to final scrutineering!

Publications Time:

Clerk of the course:

Time Keeping:



ADAC Formel Masters

Lap chart Race 3

Provisional



Sachsenring, Length: 3645 m

Sunday 21.9.2014 16:00

POS	1	2	3	4	5	6	7	8	9	10	11	12	13	14	15	16
LAP 1	1	9	3	12	14	7	19	8	4	18	15	11	2	10		
LAP 2	1	9	3	12	14	7	19	8	4	18	15	11	2	10		
LAP 3	1	9	3	12	14	7	19	8	4	18	15	11	2	10		
LAP 4	1	9	3	12	14	7	19	8	4	18	15	11	2	10		
LAP 5	1	3	19	7	8	9	14	4	18	15	10	11				
LAP 6	1	3	19	7	8	9	14	4	18	15	10	11				
LAP 7	1	3	19	7	8	9	14	4	18	15	10	11				
LAP 8	1	3	19	7	8	9	14	4	18	15	10	11				
LAP 9	1	3	19	7	8	9	14	4	18	15	10	11				
LAP 10	1	3	19	8	7	9	18	4	15	14	10	11				
LAP 11	1	3	19	8	7	18	9	4	15	14	10	11				
LAP 12	1	3	19	8	7	4	9	15	10	14	11	18				
LAP 13	1	3	19	8	7	4	9	15	10	14	11	18				

. - PIT STOP ' - LAP BEHIND



ADAC Formel Masters



Lap analysis Race 3

Provisional

Sachsenring, Length: 3645 m

Air temperature: 14.7°C

Track temperature: 15.6°C

Weather condition: Wet

DMSB Reg. Nr.: 278/14
Deutscher Motor Sport Bund e.V.

Sunday 21.9.2014 16:00

Lap	Time	SE1	SP1	SE2	SP2	SE3	SP3	TSP	Lap	Time	SE1	SP1	SE2	SP2	SE3	SP3	TSP
1 Maximilian Günther, DEU ,									theoretical besttime: 1:37.659								
1	2:26.289	1:12.957		36.251		37.081	93	60	8	2:18.856	1:07.427		32.381		39.048	101	121
2	2:15.783	1:07.625		33.984		34.174	112	143	9	2:15.946	1:06.243		31.267		38.436	139	141
3	2:16.009	1:06.968		34.347		34.694	101	140	10	1:38.898	49.705		22.970		26.223	139	176
4	2:18.636	1:05.165		33.304		40.167	136	140	11	1:37.876	49.165		22.669		26.042	139	176
5	1:41.379	50.611		23.833		26.935	137	171	12	1:38.206	48.948		22.866		26.392	139	177
6	1:52.461	51.475		27.102		33.884	99	172	13	1:38.671	48.966		23.208		26.497	139	177
7	2:25.262	1:06.957		34.520		43.785	106	123									

2 Kim Luis Schramm, DEU ,									theoretical besttime: 1:55.316								
1	2:38.047	1:25.183		35.851		37.013	92	70	4	2:12.661	1:03.712		34.801		34.148	137	114
2	2:15.307	1:07.747		34.166		33.394	121	94									
3	2:16.569	1:07.317		33.464		35.788	80	97									

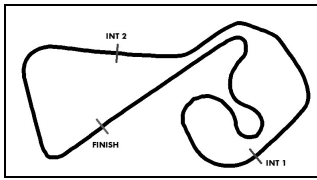
3 Marvin Dienst, DEU ,									theoretical besttime: 1:38.248								
1	2:28.455	1:15.217		35.829		37.409	97	56	8	2:18.762	1:07.523		32.278		38.961	101	126
2	2:15.449	1:07.126		34.438		33.885	91	134	9	2:15.793	1:06.202		31.274		38.317	138	140
3	2:15.941	1:07.244		34.268		34.429	108	112	10	1:39.327	49.676		23.269		26.382	139	176
4	2:17.815	1:04.856		33.220		39.739	137	130	11	1:38.471	48.942		23.164		26.365	140	177
5	1:42.556	50.937		24.585		27.034	138	173	12	1:38.521	49.215		22.989		26.317	140	177
6	1:51.697	56.014		25.095		30.588	131	174	13	1:39.171	49.386		23.173		26.612	139	178
7	2:24.696	1:06.221		34.460		44.015	103	126									

4 Giorgio Maggi, CHE ,									theoretical besttime: 1:38.449								
1	2:34.309	1:22.158		34.987		37.164	103	69	8	2:16.854	1:06.329		32.065		38.460	91	119
2	2:14.847	1:08.548		33.646		32.653	84	100	9	2:14.652	1:06.625		31.101		36.926	138	105
3	2:17.980	1:08.240		34.064		35.676	91	101	10	1:42.275	51.260		24.575		26.440	139	174
4	2:13.541	1:03.458		34.972		35.111	134	112	11	1:38.938	49.208		23.386		26.344	137	178
5	1:46.395	52.065		26.769		27.561	131	172	12	1:39.548	50.307		23.270		25.971	137	177
6	1:50.989	56.248		26.527		28.214	128	155	13	1:41.090	50.801		23.960		26.329	138	178
7	2:24.642	1:04.628		34.373		45.641	86	115									

7 Tim Zimmermann, DEU ,									theoretical besttime: 1:38.619								
1	2:31.177	1:18.627		35.315		37.235	93	62	8	2:18.210	1:07.000		32.307		38.903	89	129
2	2:15.272	1:07.948		34.045		33.279	92	105	9	2:15.435	1:06.130		31.391		37.914	138	138
3	2:17.328	1:07.298		34.208		35.822	119	103	10	1:40.572	50.055		23.492		27.025	137	177
4	2:15.328	1:04.135		33.382		37.811	135	122	11	1:38.884	49.876		22.924		26.084	138	174
5	1:42.946	51.301		24.600		27.045	135	172	12	1:39.381	49.611		23.269		26.501	137	174
6	1:51.865	56.103		25.643		30.119	102	150	13	1:44.907	54.486		24.068		26.353	136	175
7	2:24.527	1:05.626		34.502		44.399	97	111									

8 Mikkel Jensen, DEN ,									theoretical besttime: 1:38.218								
1	2:32.951	1:20.787		34.907		37.257	107	70	8	2:17.565	1:06.277		32.627		38.661	93	124
2	2:15.417	1:08.820		33.827		32.770	81	100	9	2:15.207	1:06.299		31.470		37.438	136	132
3	2:18.011	1:07.905		34.400		35.706	102	106	10	1:39.526	49.935		23.068		26.523	136	175
4	2:13.750	1:03.064		35.297		35.389	134	118	11	1:39.171	49.417		23.265		26.489	135	173
5	1:44.171	51.803		24.779		27.589	133	174	12	1:39.013	50.128		23.006		25.879	138	174
6	1:50.460	55.249		25.352		29.859	113	151	13	1:39.727	49.493		22.922		27.312	124	175
7	2:25.226	1:06.077		34.218		44.931	91	117									

9 Fabian Schiller, DEU ,									theoretical besttime: 1:40.124								
1	2:26.961	1:13.763		36.085		37.113	98	58	8	2:17.609	1:06.388		32.830		38.391	94	133
2	2:15.773	1:07.525		34.331		33.917	109	135	9	2:15.112	1:06.371		31.580		37.161	139	116
3	2:16.025	1:06.925		34.507		34.593	97	134	10	1:40.801	50.533		23.599		26.669	137	178
4	2:18.460	1:05.262		33.088		40.110	138	135	11	1:40.894	50.026		23.616		27.252	136	179
5	1:48.507	51.277		29.423		27.807	131	175	12	1:41.678	50.649		24.530		26.499	137	179
6	1:50.051	54.761		25.720		29.570	114	145	13	1:41.032	50.441		24.009		26.582	138	179
7	2:24.724	1:05.592		34.430		44.702	89	114									



ADAC Formel Masters



Lap analysis Race 3

Provisional

Sachsenring, Length: 3645 m

Air temperature: 14.7°C

Track temperature: 15.6°C

Weather condition: Wet

DMSB Reg. Nr.: 278/14
Deutscher Motor Sport Bund e.V.

Sunday 21.9.2014 16:00

Lap	Time	SE1	SP1	SE2	SP2	SE3	SP3	TSP	Lap	Time	SE1	SP1	SE2	SP2	SE3	SP3	TSP
-----	------	-----	-----	-----	-----	-----	-----	-----	-----	------	-----	-----	-----	-----	-----	-----	-----

10 Nico Menzel, DEU ,

theoretical besttime: 1:41.291

1	2:38.801	1:26.245		35.919		36.637	93	67	8	2:15.927	1:05.166		32.292		38.469	111	113
2	2:15.700	1:07.898		33.955		33.847	130	92	9	2:13.803	1:07.457		31.565		34.781	137	121
3	2:16.141	1:06.862		33.859		35.420	77	98	10	1:43.169	51.393		24.061		27.715	137	177
4	2:12.329	1:04.215		34.159		33.955	136	118	11	1:42.064	51.025		24.022		27.017	137	178
5	1:47.748	53.325		25.889		28.534	132	174	12	1:41.424	50.582		24.010		26.832	137	177
6	1:52.356	56.443		26.147		29.766	136	152	13	1:41.344	50.572		23.887		26.885	137	178
7	2:22.866	1:02.533		33.339		46.994	94	148									

11 Luis-Enrique Breuer, DEU ,

theoretical besttime: 1:41.424

1	2:37.375	1:24.495		35.785		37.095	95	68	8	2:16.390	1:05.058		32.393		38.939	117	105
2	2:15.565	1:07.851		33.972		33.742	120	92	9	2:13.240	1:07.002		31.487		34.751	136	116
3	2:16.483	1:07.124		33.612		35.747	82	99	10	1:43.545	51.709		24.447		27.389	138	178
4	2:13.018	1:03.642		34.884		34.492	135	114	11	1:42.166	51.101		24.201		26.864	137	178
5	1:48.687	53.423		26.365		28.899	136	175	12	1:42.004	50.909		24.145		26.950	138	178
6	1:52.884	56.456		26.712		29.716	136	144	13	1:41.573	50.563		23.997		27.013	136	179
7	2:22.597	1:02.139		33.728		46.730	92	153									

12 Dennis Marschall, DEU ,

theoretical besttime: 1:49.095

1	2:29.332	1:16.071		35.989		37.272	93	63	4	2:17.237	1:04.752		33.337		39.148	139	129
2	2:15.322	1:07.385		34.587		33.350	94	120									
3	2:16.189	1:07.265		34.629		34.295	119	133									

14 Joel Eriksson, SWE ,

theoretical besttime: 1:41.672

1	2:30.316	1:17.485		35.615		37.216	100	61	8	2:17.113	1:06.553		32.168		38.392	95	114
2	2:15.075	1:07.845		33.951		33.279	94	104	9	2:14.994	1:06.519		31.291		37.184	136	108
3	2:17.045	1:07.511		34.397		35.137	116	104	10	1:44.724	50.780		25.902		28.042	136	176
4	2:16.480	1:04.523		33.471		38.486	134	109	11	1:41.988	50.842		24.179		26.967	137	177
5	1:47.879	52.915		27.137		27.827	130	174	12	1:42.717	50.526		24.894		27.297	137	177
6	1:50.111	55.621		26.289		28.201	128	146	13	1:42.105	50.530		24.351		27.224	135	178
7	2:24.760	1:05.164		34.379		45.217	76	116									

15 Ralph Boschung, CHE ,

theoretical besttime: 1:41.046

1	2:36.644	1:23.920		35.331		37.393	96	69	8	2:15.625	1:05.283		32.125		38.217	102	117
2	2:14.614	1:07.912		34.074		32.628	111	90	9	2:14.574	1:07.663		31.364		35.547	137	127
3	2:17.760	1:08.325		33.603		35.832	81	99	10	1:42.366	51.098		24.252		27.016	136	177
4	2:12.965	1:03.488		35.048		34.429	134	112	11	1:41.379	50.557		23.933		26.889	137	178
5	1:47.935	52.383		27.349		28.203	136	174	12	1:41.156	50.393		23.764		26.999	135	179
6	1:52.371	56.258		26.237		29.876	137	145	13	1:42.016	50.979		24.033		27.004	137	177
7	2:22.841	1:02.388		33.639		46.814	101	147									

18 David Kolkmann, DEU ,

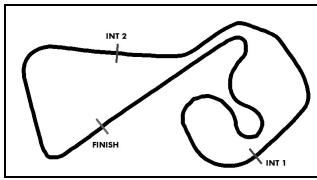
theoretical besttime: 1:38.051

1	2:35.608	1:22.956		35.169		37.483	102	66	8	2:16.530	1:06.045		32.168		38.317	94	114
2	2:14.342	1:08.247		33.613		32.482	89	97	9	2:14.739	1:06.841		31.438		36.460	140	102
3	2:17.961	1:08.275		34.110		35.576	90	101	10	1:40.135	49.943		24.186		26.006	138	179
4	2:13.579	1:03.596		34.618		35.365	137	109	11	1:39.396	49.714		23.389		26.293	139	180
5	1:46.732	52.069		27.094		27.569	135	175	12	2:06.387	49.597		23.365		53.425	140	179
6	1:51.051	55.823		26.857		28.371	122	134	13	1:38.051	49.105		23.038		25.908	140	180
7	2:24.390	1:04.140		34.205		46.045	91	121									

19 Igor Waliiko, POL ,

theoretical besttime: 1:38.831

1	2:32.058	1:19.723		35.114		37.221	82	70	8	2:18.521	1:07.303		32.126		39.092	88	123
2	2:15.339	1:08.696		33.683		32.960	83	108	9	2:15.446	1:06.046		31.277		38.123	140	154
3	2:17.119	1:08.240		33.281		35.598	109	95	10	1:39.900	50.381		23.421		26.098	140	179
4	2:14.845	1:04.290		33.935		36.620	136	116	11	1:39.477	49.950		23.409		26.118	140	179
5	1:42.091	50.600		24.551		26.940	138	175	12	1:38.974	49.851		23.216		25.907	141	180
6	1:51.216	55.961		25.235		30.020	117	141	13	1:39.501	49.834		23.090		26.577	139	182



ADAC Formel Masters

Lap analysis Race 3

Provisional



Sachsenring, Length: 3645 m

Air temperature: 14.7°C

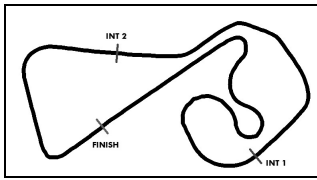
Track temperature: 15.6°C

Weather condition: Wet

DMSB Reg. Nr.: 278/14
Deutscher Motorsport Bund e.V.

Sunday 21.9.2014 16:00

Lap	Time	SE1	SP1	SE2	SP2	SE3	SP3	TSP	Lap	Time	SE1	SP1	SE2	SP2	SE3	SP3	TSP
7	2:24.848	1:05.950		34.609		44.289	99	115									



ADAC Formel Masters

Vmax list Race 3

Provisional



Sachsenring, Length: 3645 m

Air temperature: 14.7°C

Track temperature: 15.6°C

Weather condition: Wet

DMSB Reg. Nr.: 278/14
Deutscher Motor Sport Bund e.V.

Sunday 21.9.2014 16:00

Nr	Team, Car, Driver, Nat	Top speed
19	JBR Motorsport & Engineering, Formel ADAC Walilko Igor , POL	181,60 km/h
18	JBR Motorsport & Engineering, Formel ADAC Kolkmann David , DEU	179,61 km/h
9	Schiller-Motorsport, Formel ADAC Schiller Fabian , DEU	179,07 km/h
15	Lotus, Formel ADAC Boschung Ralph , CHE	178,54 km/h
11	Lotus, Formel ADAC Breuer Luis-Enrique , DEU	178,51 km/h
10	Schiller-Motorsport, Formel ADAC Menzel Nico , DEU	178,42 km/h
3	Mücke-Motorsport, Formel ADAC Dienst Marvin , DEU	178,01 km/h
14	Lotus, Formel ADAC Eriksson Joel , SWE	177,81 km/h
4	Mücke-Motorsport, Formel ADAC Maggi Giorgio , CHE	177,57 km/h
7	Neuhauser Racing Team, Formel ADAC Zimmermann Tim , DEU	176,90 km/h
1	Mücke-Motorsport, Formel ADAC Günther Maximilian , DEU	176,70 km/h
12	Lotus, Formel ADAC Marschall Dennis , DEU	175,21 km/h
8	Neuhauser Racing Team, Formel ADAC Jensen Mikkel , DEN	174,84 km/h
2	Mücke-Motorsport, Formel ADAC Schramm Kim Luis , DEU	173,91 km/h