

ADAC Formel Masters

Result List Race 2

Provisional



Sachsenring, Length: 3645 m

Air temperature: 17.0°C

Track temperature: 17.9°C

Weather condition: Wet

DMSB Reg. Nr.: 278/14
Deutscher Motor Sport Bund e.V.

Saturday 20.9.2014 16:05

started : 14 classified : 12 not classified : 2

	Competitor Drivers	Sponsor Car	Laps	Total Time	Gap	Kph	Lap	Time	Kph
1	8 Neuhauser Racing Team M.Jensen(DEN)	Formel ADAC	14	25:34.094		119,8	10	1:36.721	135,7
2	19 JBR Motorsport & Engineering I.Walilko(POL)	Formel ADAC	14	25:42.014	7.920	119,1	13	1:38.130	133,7
3	7 Neuhauser Racing Team T.Zimmermann(DEU)	ADAC Württemberg Formel ADAC	14	25:42.473	8.379	119,1	13	1:37.738	134,3
4	14 Lotus J.Eriksson(SWE)	Formel ADAC	14	25:43.748	9.654	119,0	13	1:38.156	133,7
5	12 Lotus D.Marschall(DEU)	ADAC Nordbaden e.V. Formel ADAC	14	25:47.446	13.352	118,7	14	1:38.412	133,3
6	3 ADAC Berlin-Brandenburg e.V. M.Dienst(DEU)	ADAC Nordbaden e.V. Formel ADAC	14	25:47.679	13.585	118,7	14	1:37.841	134,1
7	9 Schiller-Motorsport F.Schiller(DEU)	ADAC Nordrhein e.V. Formel ADAC	14	25:50.158	16.064	118,5	14	1:38.824	132,8
8	1 ADAC Berlin Brandenburg e.V. M.Günther(DEU)	Formel ADAC	14	25:50.346	16.252	118,5	12	1:38.011	133,9
9	4 ADAC Berlin-Brandenburg e.V. G.Maggi(CHE)	Formel ADAC	14	25:50.588	16.494	118,5	14	1:38.061	133,8
10	18 JBR Motorsport & Engineering D.Kolkmann(DEU)	Formel ADAC	14	25:52.057	17.963	118,4	14	1:37.465	134,6
11	15 Lotus R.Boschung(CHE)	Formel ADAC	14	25:56.398	22.304	118,0	13	1:39.624	131,7
12	11 Lotus L.Breuer(DEU)	Formel ADAC	14	25:59.439	25.345	117,8	14	1:40.167	131,0
not classified									
	2 ADAC Berlin-Brandenburg e.V. K.Schramm(DEU)	Formel ADAC	5	9:40.887	9LAPS	112,9	4	1:40.617	130,4
	10 Schiller-Motorsport N.Menzel(DEU)	Formel ADAC	5	9:45.267	9LAPS	112,1	4	1:41.627	129,1

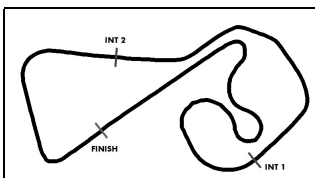
Fastest lap of the race. Car 8 driver Jensen on lap 10. Time 1:36.721, average speed 135,7 km/h.

Subject to final scrutineering!

Publications Time:

Clerk of the course:

Time Keeping:



ADAC Formel Masters

Lap chart Race 2

Provisional

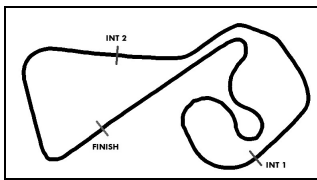


Sachsenring, Length: 3645 m

Saturday 20.9.2014 16:05

POS	1	2	3	4	5	6	7	8	9	10	11	12	13	14	15	16
LAP 1	8	14	12	7	19	9	15	1	3	10	2	11	4	18		
LAP 2	8	14	12	7	19	9	15	1	3	10	2	11	4	18		
LAP 3	8	14	12	19	7	9	15	1	3	2	10	4	18	11		
LAP 4	8	14	12	19	7	9	15	1	3	2	10	4	18	11		
LAP 5	8	14	12	19	7	1	9	15	3	2	4	10	18	11		
LAP 6	8	14	19	12	7	1	9	3	15	4	18	11				
LAP 7	8	14	19	7	12	1	9	3	15	4	18	11				
LAP 8	8	14	19	7	12	1	9	3	15	4	18	11				
LAP 9	8	14	19	7	12	1	9	3	15	4	18	11				
LAP 10	8	19	14	7	12	9	1	3	4	15	18	11				
LAP 11	8	19	7	14	12	1	9	3	4	15	18	11				
LAP 12	8	19	7	14	1	12	3	9	4	15	18	11				
LAP 13	8	19	7	14	12	3	9	1	4	15	18	11				
LAP 14	8	19	7	14	12	3	9	1	4	18	15	11				

. - PIT STOP ' - LAP BEHIND



ADAC Formel Masters



Lap analysis Race 2

Provisional

Sachsenring, Length: 3645 m

Air temperature: 17.0°C

Track temperature: 18.0°C

Weather condition: Wet



Reg. Nr.: 278/14

Saturday 20.9.2014 16:05

Lap	Time	SE1	SP1	SE2	SP2	SE3	SP3	TSP	Lap	Time	SE1	SP1	SE2	SP2	SE3	SP3	TSP
1	Maximilian Günther, DEU ,								theoretical besttime: 1:37.408								
1	2:29.493	1:20.175		34.747		34.571	121	58	8	2:13.777	58.617		35.575		39.585	85	138
2	2:05.847	1:03.473		33.188		29.186	134	122	9	2:14.443	1:08.397		31.941		34.105	139	103
3	1:42.607	51.316		24.161		27.130	136	174	10	1:40.466	50.604		23.362		26.500	138	178
4	1:41.036	50.709		23.476		26.851	137	176	11	1:39.750	50.376		23.518		25.856	139	177
5	1:40.434	50.400		23.720		26.314	135	177	12	1:38.011	49.106		23.084		25.821	139	178
6	1:39.001	49.095		23.393		26.513	138	174	13	1:42.447	54.017		22.492		25.938	138	177
7	1:44.733	51.141		25.368		28.224	129	176	14	1:38.301	49.178		22.822		26.301	139	178

2	Kim Luis Schramm, DEU ,								theoretical besttime: 1:40.084								
1	2:31.406	1:22.483		35.187		33.736	120	62	4	1:40.617	50.688		23.251		26.678	137	177
2	2:06.205	1:03.576		32.733		29.896	137	116	5	1:40.690	50.332		23.487		26.871	139	178
3	1:41.969	50.998		23.976		26.995	137	177									

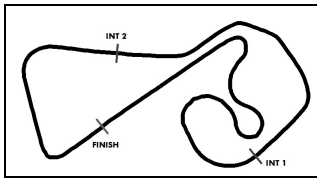
3	Marvin Dienst, DEU ,								theoretical besttime: 1:37.696								
1	2:29.876	1:21.340		35.030		33.506	121	61	8	2:14.349	59.695		34.632		40.022	91	136
2	2:06.237	1:03.987		32.850		29.400	134	120	9	2:13.489	1:08.208		31.781		33.500	138	108
3	1:42.579	51.180		24.177		27.222	136	174	10	1:40.015	50.491		23.236		26.288	138	176
4	1:40.605	50.674		23.235		26.696	137	175	11	1:40.579	50.478		23.752		26.349	138	178
5	1:41.044	50.471		23.877		26.696	137	175	12	1:39.242	49.625		23.368		26.249	136	177
6	1:39.633	49.840		23.486		26.307	137	176	13	1:37.947	49.193		22.748		26.006	138	176
7	1:44.243	51.745		25.193		27.305	136	177	14	1:37.841	49.072		22.893		25.876	139	178

4	Giorgio Maggi, CHE ,								theoretical besttime: 1:37.828								
1	2:33.837	1:24.278		35.070		34.489	113	59	8	2:11.858	56.428		34.794		40.636	84	164
2	2:05.996	1:02.908		32.929		30.159	135	125	9	2:12.360	1:07.560		31.931		32.869	139	94
3	1:42.319	51.209		23.949		27.161	137	176	10	1:41.248	50.416		24.178		26.654	135	178
4	1:41.215	50.332		23.862		27.021	137	177	11	1:39.056	49.048		23.696		26.312	139	178
5	1:41.139	50.076		24.129		26.934	138	178	12	1:39.199	49.455		23.244		26.500	139	178
6	1:40.360	49.571		23.420		27.369	137	178	13	1:39.965	49.845		23.368		26.752	139	179
7	1:43.975	50.470		25.466		28.039	136	177	14	1:38.061	49.281		22.856		25.924	139	178

7	Tim Zimmermann, DEU ,								theoretical besttime: 1:37.461								
1	2:22.214	1:13.831		35.341		33.042	119	60	8	2:16.103	1:00.705		35.955		39.443	88	142
2	2:11.028	1:03.773		34.057		33.198	134	118	9	2:15.601	1:07.437		33.554		34.610	139	115
3	1:42.324	51.873		23.697		26.754	135	175	10	1:39.263	49.946		22.951		26.366	138	178
4	1:41.184	51.117		23.540		26.527	136	175	11	1:38.051	48.920		22.887		26.244	138	175
5	1:40.759	50.460		23.702		26.597	135	174	12	1:38.567	49.392		22.728		26.447	139	176
6	1:40.264	50.205		23.592		26.467	137	174	13	1:37.738	49.108		22.817		25.813	137	178
7	1:40.972	50.066		23.877		27.029	134	176	14	1:38.405	49.800		22.771		25.834	138	176

8	Mikkel Jensen, DEN ,								theoretical besttime: 1:36.537								
1	2:19.360	1:10.584		35.360		33.416	113	55	8	2:20.794	1:05.033		35.737		40.024	85	156
2	2:12.318	1:03.977		33.499		34.842	137	144	9	2:16.413	1:06.971		33.376		36.066	138	142
3	1:38.504	49.605		22.501		26.398	138	176	10	1:36.721	48.517		22.170		26.034	140	178
4	1:37.636	49.178		22.260		26.198	139	174	11	1:37.053	48.867		22.221		25.965	140	177
5	1:37.533	49.185		22.055		26.293	139	175	12	1:36.947	48.611		22.229		26.107	140	177
6	1:39.090	48.823		23.471		26.796	139	176	13	1:36.880	48.649		22.192		26.039	140	178
7	1:47.685	49.284		26.947		31.454	131	176	14	1:37.160	48.555		22.082		26.523	141	179

9	Fabian Schiller, DEU ,								theoretical besttime: 1:38.568								
1	2:24.609	1:16.108		35.471		33.030	108	51	8	2:14.067	58.960		35.443		39.664	88	139
2	2:09.746	1:03.198		34.311		32.237	133	125	9	2:14.072	1:08.103		32.192		33.777	140	93
3	1:42.244	51.549		24.024		26.671	136	176	10	1:40.038	49.930		23.389		26.719	136	179
4	1:41.599	50.833		24.121		26.645	136	177	11	1:40.570	50.208		23.755		26.607	137	178
5	1:41.334	50.627		23.560		27.147	137	178	12	1:39.921	49.641		23.492		26.788	136	179
6	1:40.066	50.268		23.491		26.307	137	179	13	1:39.029	49.885		23.103		26.041	138	180
7	1:44.039	51.146		24.848		28.045	138	179	14	1:38.824	49.510		23.017		26.297	139	181



ADAC Formel Masters



Lap analysis Race 2

Provisional

Sachsenring, Length: 3645 m

Air temperature: 17.0°C

Track temperature: 18.0°C

Weather condition: Wet

DMSB Reg. Nr.: 278/14
Deutscher Motor Sport Bund e.V.

Saturday 20.9.2014 16:05

Lap	Time	SE1	SP1	SE2	SP2	SE3	SP3	TSP	Lap	Time	SE1	SP1	SE2	SP2	SE3	SP3	TSP
-----	------	-----	-----	-----	-----	-----	-----	-----	-----	------	-----	-----	-----	-----	-----	-----	-----

10 Nico Menzel, DEU , theoretical besttime: 1:40.579

1	2:30.675	1:21.883		35.092		33.700	121	62	4	1:41.627	51.404		23.585		26.638	136	178
2	2:06.180	1:03.898		32.762		29.520	138	121	5	1:43.201	51.142		25.130		26.929	137	177
3	1:43.584	51.595		24.355		27.634	136	178									

11 Luis-Enrique Breuer, DEU , theoretical besttime: 1:40.105

1	2:33.124	1:23.397		35.071		34.656	118	63	8	2:02.317	51.488		30.149		40.680	81	174
2	2:06.139	1:02.574		33.002		30.563	134	131	9	2:11.761	1:07.128		31.688		32.945	138	95
3	1:46.615	53.413		25.039		28.163	134	176	10	1:42.424	51.543		24.048		26.833	137	179
4	1:44.037	52.355		24.384		27.298	135	177	11	1:40.929	51.050		23.476		26.403	136	179
5	1:44.341	52.568		24.390		27.383	136	178	12	1:40.715	50.927		23.363		26.425	136	178
6	1:42.388	51.350		23.892		27.146	135	177	13	1:40.947	51.016		23.540		26.391	137	179
7	1:43.535	51.418		24.303		27.814	124	177	14	1:40.167	50.706		23.425		26.036	137	179

12 Dennis Marschall, DEU , theoretical besttime: 1:38.376

1	2:21.289	1:13.262		34.807		33.220	119	54	8	2:15.438	59.970		36.298		39.170	93	152
2	2:11.452	1:03.857		34.133		33.462	137	118	9	2:15.269	1:07.551		33.426		34.292	137	122
3	1:42.041	51.662		23.628		26.751	137	177	10	1:40.048	50.195		23.303		26.550	137	178
4	1:41.282	51.070		23.708		26.504	137	178	11	1:39.441	49.819		23.142		26.480	138	179
5	1:40.707	50.411		23.717		26.579	137	178	12	1:39.751	49.940		23.223		26.588	138	179
6	1:40.611	50.723		23.582		26.306	137	177	13	1:38.827	49.567		22.862		26.398	138	180
7	1:42.878	51.097		24.301		27.480	135	179	14	1:38.412	49.521		22.898		25.993	136	179

14 Joel Eriksson, SWE , theoretical besttime: 1:38.126

1	2:20.233	1:12.051		35.167		33.015	115	55	8	2:20.346	1:04.932		35.650		39.764	86	128
2	2:12.110	1:04.081		33.712		34.317	136	119	9	2:16.158	1:07.256		33.196		35.706	138	130
3	1:40.181	50.710		23.001		26.470	137	176	10	1:39.269	50.323		22.814		26.132	138	178
4	1:39.772	50.089		23.291		26.392	137	177	11	1:39.470	50.526		22.993		25.951	137	178
5	1:39.641	50.066		23.328		26.247	137	178	12	1:38.405	49.502		22.835		26.068	139	177
6	1:39.115	49.732		23.262		26.121	137	178	13	1:38.156	49.396		22.807		25.953	137	179
7	1:42.178	49.562		24.044		28.572	125	178	14	1:38.714	49.368		23.231		26.115	138	178

15 Ralph Boschung, CHE , theoretical besttime: 1:39.384

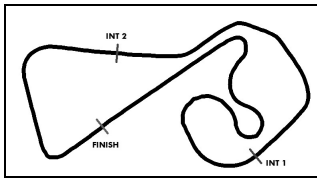
1	2:27.307	1:17.724		35.354		34.229	134	53	8	2:12.035	56.641		34.602		40.792	90	177
2	2:07.446	1:02.775		33.485		31.186	134	136	9	2:12.517	1:07.392		32.116		33.009	138	96
3	1:42.367	51.637		23.951		26.779	135	175	10	1:42.161	50.683		24.380		27.098	136	179
4	1:41.377	51.065		23.621		26.691	135	174	11	1:39.715	50.037		23.364		26.314	137	179
5	1:41.594	50.519		24.313		26.762	134	175	12	1:40.402	50.820		23.273		26.309	136	177
6	1:42.768	50.897		24.063		27.808	137	174	13	1:39.624	50.066		23.215		26.343	137	178
7	1:45.067	51.171		25.442		28.454	138	178	14	1:42.018	51.059		23.038		27.921	109	178

18 David Kolkmann, DEU , theoretical besttime: 1:37.465

1	2:34.774	1:25.229		35.015		34.530	109	52	8	2:12.196	56.788		34.821		40.587	85	149
2	2:05.733	1:03.133		33.014		29.586	138	124	9	2:11.809	1:07.259		31.867		32.683	142	94
3	1:42.698	51.255		24.550		26.893	138	178	10	1:41.311	50.633		24.271		26.407	143	180
4	1:40.971	50.852		23.692		26.427	139	179	11	1:40.295	50.261		23.665		26.369	141	171
5	1:41.474	50.301		24.238		26.935	140	179	12	1:40.323	50.257		24.094		25.972	138	182
6	1:41.773	50.366		24.071		27.336	140	180	13	1:39.146	49.934		23.252		25.960	141	181
7	1:42.089	50.694		24.225		27.170	134	179	14	1:37.465	49.036		22.921		25.508	142	182

19 Igor Walilko, POL , theoretical besttime: 1:37.846

1	2:23.666	1:15.312		34.956		33.398	107	57	8	2:16.794	1:01.498		35.835		39.461	82	131
2	2:09.731	1:03.358		34.153		32.220	138	129	9	2:15.834	1:07.432		32.827		35.575	140	124
3	1:41.797	51.176		23.796		26.825	136	178	10	1:38.388	49.665		22.880		25.843	140	181
4	1:41.199	50.740		23.816		26.643	137	178	11	1:38.575	49.905		22.891		25.779	140	181
5	1:40.436	50.409		23.624		26.403	139	179	12	1:38.717	49.764		22.792		26.161	141	181
6	1:38.991	49.805		23.110		26.076	139	179	13	1:38.130	49.593		22.474		26.063	140	181



ADAC Formel Masters

Lap analysis Race 2

Provisional



Sachsenring, Length: 3645 m

Air temperature: 17.0°C

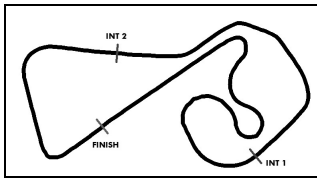
Track temperature: 18.0°C

Weather condition: Wet

DMSB Reg. Nr.: 278/14
Deutscher Motorsport Bund e.V.

Saturday 20.9.2014 16:05

Lap	Time	SE1	SP1	SE2	SP2	SE3	SP3	TSP	Lap	Time	SE1	SP1	SE2	SP2	SE3	SP3	TSP
7	1:41.466	50.358		23.694		27.414	135	179	14	1:38.290	49.675		22.589		26.026	141	181



ADAC Formel Masters

Vmax list Race 2

Provisional



Sachsenring, Length: 3645 m

Air temperature: 17.0°C

Track temperature: 18.0°C

Weather condition: Wet

DMSB Reg. Nr.: 278/14
Deutscher Motorsport Bund e.V.

Saturday 20.9.2014 16:05

Nr	Team, Car, Driver, Nat	Top speed
18	JBR Motorsport & Engineering, Formel ADAC Kolkmann David , DEU	182,43 km/h
19	JBR Motorsport & Engineering, Formel ADAC Walilko Igor , POL	181,12 km/h
9	Schiller-Motorsport, Formel ADAC Schiller Fabian , DEU	180,97 km/h
12	Lotus, Formel ADAC Marschall Dennis , DEU	179,85 km/h
14	Lotus, Formel ADAC Eriksson Joel , SWE	179,22 km/h
11	Lotus, Formel ADAC Breuer Luis-Enrique , DEU	179,16 km/h
15	Lotus, Formel ADAC Boschung Ralph , CHE	178,93 km/h
8	Neuhauser Racing Team, Formel ADAC Jensen Mikkel , DEN	178,87 km/h
4	Mücke-Motorsport, Formel ADAC Maggi Giorgio , CHE	178,66 km/h
3	Mücke-Motorsport, Formel ADAC Dienst Marvin , DEU	178,34 km/h
7	Neuhauser Racing Team, Formel ADAC Zimmermann Tim , DEU	178,31 km/h
10	Schiller-Motorsport, Formel ADAC Menzel Nico , DEU	178,28 km/h
2	Mücke-Motorsport, Formel ADAC Schramm Kim Luis , DEU	178,19 km/h
1	Mücke-Motorsport, Formel ADAC Günther Maximilian , DEU	177,60 km/h